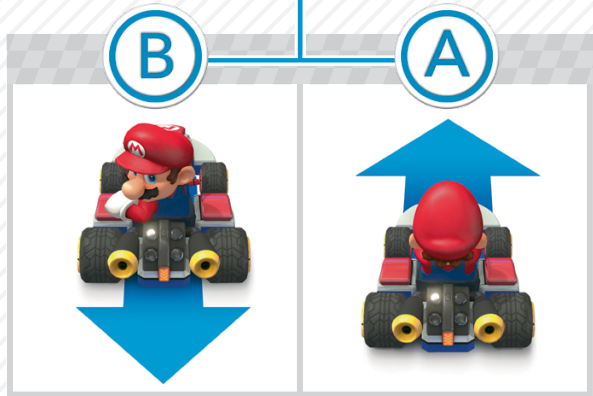


MARIO KART 8 QUICK GUIDE



IMPORTANT: This game is protected by copyright! The unauthorised copying of this game and / or distribution of such copies may lead to criminal and / or civil liability. • For use with the European / Australian version of the Wii U console only.

IMPORTANT: Please read the separate Important Information Leaflet.

For support, please consult the electronic manual for this software, the Wii U Operations Manual or the Nintendo website.

Besides the Wii U GamePad and Wii Remote, this software is also compatible with the following controllers:



Wii U Pro Controller






Wii Remote +
Classic Controller Pro



Wii Remote + Nunchuk

When playing with a Wii U™ Pro Controller, or a Wii Remote™ and Classic Controller Pro, the game controls are the same as when using the Wii U GamePad.

For information on playing with a Wii Remote and Nunchuk™, please refer to this software's electronic manual.



Pairing Controllers

Before using a controller other than the Wii U GamePad, it is necessary to pair it with the Wii U console. Open the HOME Menu, select CONTROLLER SETTINGS, then PAIR, then follow the on-screen instructions.



Electronic Manual

Press the HOME Button while this software is running, then select MANUAL to view the electronic manual. Please read this manual thoroughly to ensure maximum enjoyment of your new software.

