

Nintendo® **SUPER MARIO 3D WORLD QUICK GUIDE**

**ZL** or **ZR** **Crouch**



Crouch on a slope to slide down it.

**Y** or **X** **Dash**



while moving

Wii U GamePad




**R** Change camera angle

**+** Menu  
**-** Use stored item

**L** or **+** **Move**



Touch the GamePad screen to touch things in the game.



**B** or **A** **Jump**



Techniques

**Other Useful Actions**



**Ground Pound**  
Press **ZL** while in mid-air



**Hold objects**  
Hold down **Y** and run into an object

**Multiplayer Actions**



**Pick up friends**  
Hold down **Y** next to a friend



**Go into a bubble**  
**L**

**Cat Mario Actions**




**Climb walls**  
Ⓢ after jumping onto a wall



**Claw**  
**Y**



**Pounce**  
**ZL + Y**



**Claw Dive**  
Hold down **Y** while in mid-air

**IMPORTANT:** This game is protected by copyright! The unauthorised copying of this game and /or distribution of such copies may lead to criminal and /or civil liability. • The use of an unauthorised device or software that enables technical modification of the Wii U console or software may render this game unplayable. A system update may be required to play. • For use with the European / Australian version of the Wii U console only.

**IMPORTANT:** Please read the separate Important Information Leaflet.

For support, please consult the electronic manual for this software, the Wii U Operations Manual or the Nintendo website.

© 2013 Nintendo Co., Ltd. Trademarks are property of their respective owners. Wii U is a trademark of Nintendo.

Besides the Wii U GamePad and Wii Remote, this software is also compatible with the following controllers:



Wii U Pro Controller



Wii Remote + Classic Controller Pro



Wii Remote + Nunchuk

- When playing with a Wii U™ Pro Controller, or a Wii Remote™ and Classic Controller Pro, the game controls are the same as when using the Wii U GamePad, except that you cannot touch things on the screen.
- For information on playing with a Wii Remote and Nunchuk™, please refer to this software's electronic manual.



or gently shake the Wii Remote



**Crouch**



Crouch on a slope to slide down it.

while moving

**1**

**Dash**



Wii Remote



**Move**



+ Menu

- Use stored item

**2**

**Jump**



Techniques

**Other Useful Actions**



**Ground Pound**

Press **B** while in mid-air



**Hold objects**

Hold down **1** and run into an object

**Multipayer Actions**



**Pick up friends**

Hold down **1** next to a friend



**Go into a bubble**


**A**

**Cat Mario Actions**



**Climb walls**

+ after jumping onto a wall



**Claw**

**1**



**Pounce**

**B + 1**



**Claw Dive**

Hold down **1** while in mid-air

**Pairing Controllers**

Before using a Wii Remote it is necessary to pair the Wii Remote with the Wii U console. Open the HOME Menu, select CONTROLLER SETTINGS, then PAIR, then follow the on-screen instructions to pair the Wii Remote.



**Electronic Manual**

Press the **HOME** Button while this software is running, then select **?** to view the electronic manual. Please read this manual thoroughly to ensure maximum enjoyment of your new software.

